



# XERISCAPE

HARC

July 19, 2023



## HARC

The Hiddenbrooke Architectural Review Committee (HARC) is a sub-committee of the Hiddenbrooke Owners Association (HPOA). Residents seeking to modify their house's exterior or yard must obtain HARC approval. Additionally, HARC reviews plans for custom homes and additions. Solar installations and satellite dishes are also subject to HARC review but do not incur a fee. Minor projects may receive approval with waived fees. For project categorization, residents are encouraged to email HARC for guidance.

### MEMBERS

Marcelline Mahern, Chair (Administrator)

Ernest Stockinger, Member

Gilbert Solorio, Member

Ken Bowers, Member

Nadine Spingola-Hutton

Laurie Foster, HPOA Board Liaison

Chris Brittle, Alt/abs

## WHAT IS XERISCAPE?

- Is a landscaping approach or technique that focuses on creating beautiful and functional outdoor spaces while conserving water.
- Useful in areas where water resources are limited or prone to drought
- Involves using drought-resistant plants that are well-adapted to the local climate and require minimal watering.
- Xeriscape gardens often incorporate features such as efficient irrigation systems, mulch to retain moisture, and proper soil preparation to enhance water retention.

## XERISCAPE IN HIDDENBROOKE

MEET THE GOALS EXPRESSED IN THE SPECIFIC PLANS, THE CC&Rs AND THE HIDDENBROOKE LANDSCAPE AND DESIGN (HL&D) GUIDELINES

- **SPECIFIC PLAN:**
  - The goal of the landscaping program is to protect the qualities of a green landscape
- **HL&D GUIDELINES:**
  - To enhance and complement the overall community identity while expressing their high-quality individuality
  - To mirror and complement the natural features of the site
  - Plant material used should enhance the individual lots' ability to blend in with the total neighborhood environment
  - Continue the goal of maintaining a green and park-like atmosphere

## XERISCAPE IN HIDDENBROOKE

### HIDDENBROOKE GUIDELINES FOR XERISCAPE, CHAPTER 5, 1-24 (CONDENSED VERSION)

- Plants and ground cover that is naturally found in Northern California, such as Alpine or Mediterranean Designs.
- Avoid Desert Designs: Cacti and palms are prohibited.
- Under no circumstances will rocks of any kind be allowed except as a decorative accent. Rocks are not to be used as a border around the perimeter of the front yard.
- Dry creek beds should not be the main feature of the yard and should appear to provide a function
- Natural redwood bark, bark chips, shredded bark, mulch, peat moss, or an equivalent are the only ground cover allowed
- The number of plants and size is to cover 60% of the yard within 24 months. Five-gallon plants are recommended, or grouping of plants to equal five gallon

## XERISCAPE IN HIDDENBROOKE

### HIDDENBROOKE GUIDELINES FOR XERISCAPE, CHAPTER 5, 1-24 (CONDENSED VERSION)

- A variation of height and species is encouraged to add interest.
- Applications are to follow existing guidelines and submittal requirements
- A preliminary plan is encouraged before final submittal
- Irrigation – Convert sprinkler system to a drip system



## YOUR PLAN


### BE CREATIVE

- Design a well thought out plan that expresses your individuality
- Take the time to research designs and plant selection. Should not be rushed
- Consult a professional landscape designer who specializes in xeriscape
- Consult local nurseries
- Consult resources below

## YOUR PLAN

### USE A VARIETY OF DESIGN ELEMENTS


- Paths/steppingstones
- Creek beds
- Groupings of plants
- Mounds of dirt covered in plants
- Different heights/slopes
- Large boulders
- Fountains
- Ponds
- Benches
- On going process – add and remove plants annually



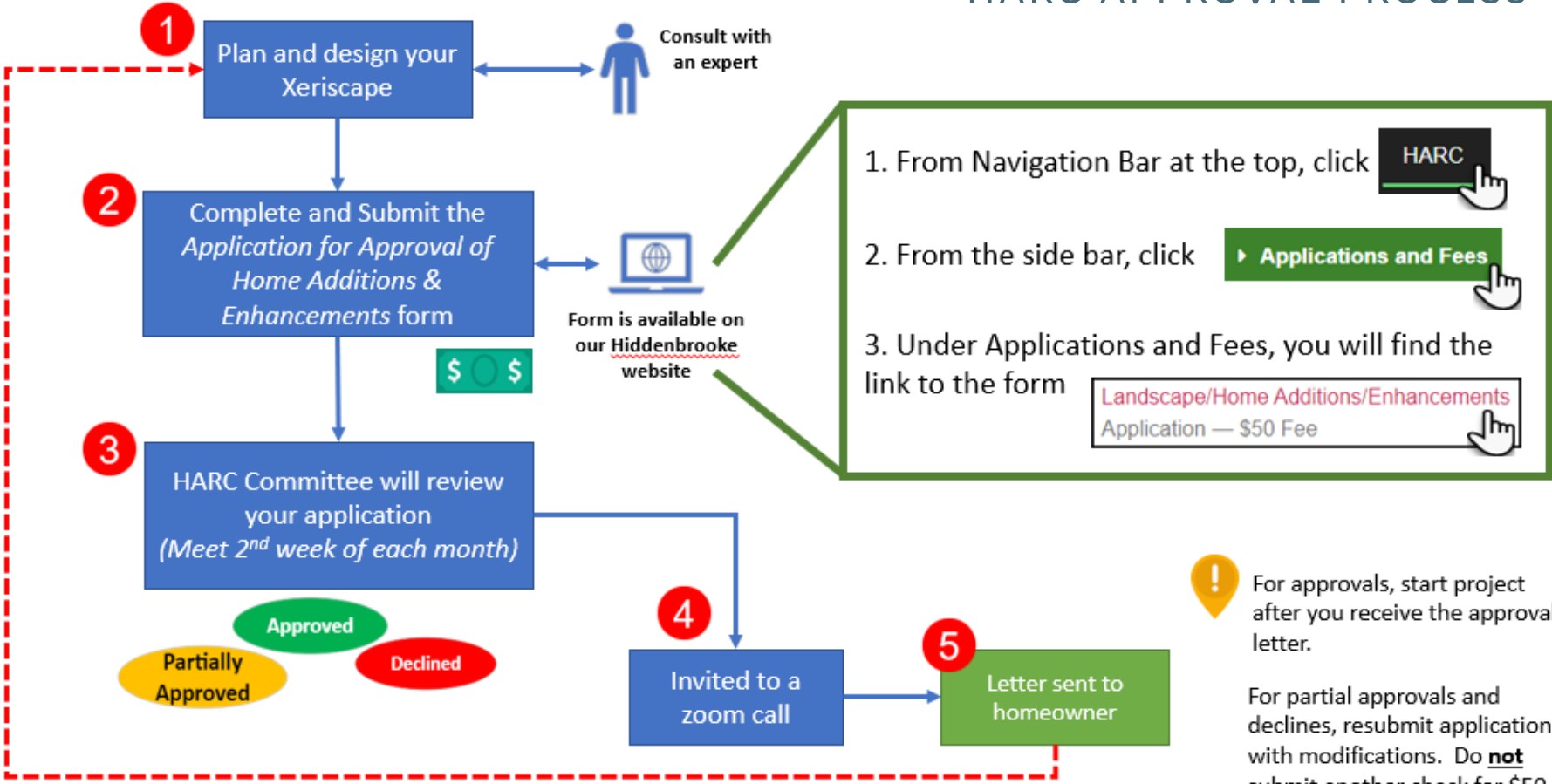


## THINGS TO AVOID

- Large flat expanses of bark
- Large flat expanses of rock
- Rows of random plants
- Do it yourself



# HARC APPROVAL PROCESS



## RESOURCES



- Solano County Water Agency – Water-Efficient Landscape Rebate Program – [click here](#)
- Outstanding Plants – Thrive on little care – [click here](#)
- Go from Lawn to Garden – [click here](#)
- Want to Remove Your Grass? Here's How I Did It – [click here](#)

# RESOURCES



- California Native Plant Society – Calscape Garden Planner tool: <https://calscape.org>
  - Scroll to the bottom and click **TRY IT** then click **Begin**
  - In what city is your garden located? Enter **Vallejo** and click **next**
  - Select “HOA Friendly”



- How sunny is your designated planting area? Select one and click **next**



- In step 4, click “Water Conservation and hit **next**



THANK YOU

Marcelline Mahern

[hharc@protonmail.com](mailto:hharc@protonmail.com)

[Hiddenbrookeonline.org/harc](https://Hiddenbrookeonline.org/harc)

