

Fence Maintenance and Repair


HARC is updating the guidelines regarding fence stains in order to address the concern over the use of a variety of shades of stains without approval nor from the approved stain list.

Starting January 1, 2022, anyone re-staining their fence must submit an application as follows:

1. If the applicant chooses one of the Approved stains the Chair can review the application and no fee or Committee review is required. However a sample must be applied to the fence for review.

APPROVED STAINS: HARC has chosen the following six colors that can be mixed for Transparent, Semi-transparent or solid stains by most retailers such as Home Depot, Lowes, Ace and Kelly Moore. The following shades are by Cabot except as noted.


TRANSPARENT: new fences or to refresh light transparent stains



Natural



Pacific Redwood



Mission Brown


SEMI-TRANSPARENT: new or to cover transparent or light semi transparent




New Cedar



Redwood




Mission Brown



BEHR-135,ST-135
Sable


SEMI SOLID/SOLIDS: cover previously stained or painted fences



Redwood



New Cedar



Mission Brown



Chestnut Brown

2. If an applicant does not choose one of the Approved colors, a full submittal is required: The signed application form, brush out samples or the color applied to the fence, a \$50 application fee and Committee review are all part of the submittal.

3. Additional Guidelines:

a. Power wash the fence to remove all dirt, cobwebs, and old stain . You might want to power wash before you choose a color or type.

b. Contact your immediate neighbors to see if they also are considering staining. Ideally the section of the fence facing the street should match.

c. All wood fences on your property should be the same color.

d. Under no circumstances are the following shades to be used: on wood fences: yellow, gold, red, burgundy, orange, black

e. All wrought iron fences must be repainted black